

# Dorothy Carnes Park







## Jefferson County Parks

Reserve Shelter or Questions: 1.920.674.7260

Trails are developed for non-motorized recreation.

\*Dogs are to be leashed at all times.

### Park Features

-  Park Area 120 Acres
-  Park Entrance
-  Water Well
-  Parking
-  Rest Rooms
-  Picnic Shelter

### Trails

#### Grade & Length

-  Steepest 0.51 Miles
-  Steep 1.08 Miles
-  Moderate 0.24 Miles

